

版本	变更描述	变更日期	设计师
A01	更新LOGO、专色	2020.2.13	张帆
A02	更新认证信息	2021.12.13	袁蓉辉

裁切线 辅助线
 压痕线 牙刀
 V槽线 画线
 半穿刀

外表面视图 内表面视图

UGREEN

**BLUETOOTH 5.0
RECEIVER AUDIO ADAPTER**

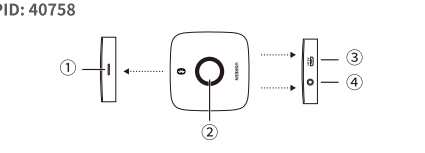
MANUAL

Model: CM105 CM106

PREFACE
Thank you for purchasing the UGREEN products. For optimum operation, please read this manual carefully before use.

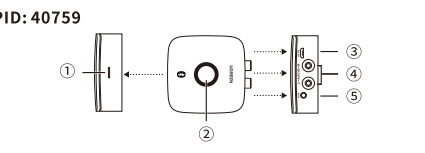
PRODUCT DETAILS

PID: 40758



1. LED indicator
2. Button
3. Micro USB Power Port
4. 3.5mm Stereo Sound Output

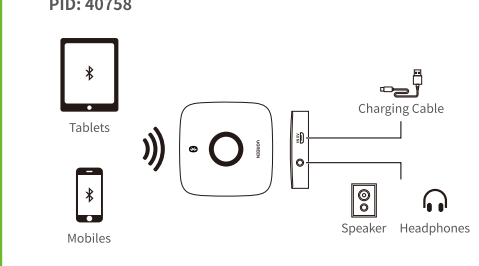
PID: 40759



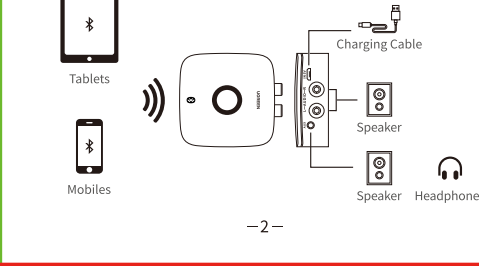
1. LED indicator
2. Button
3. Micro USB Power Port
4. RCA R/L Sound Output
5. 3.5mm Stereo Sound Output

HOW IT WORKS

PID: 40758



PID: 40759



CONNECTION
Put the adapter into the transmit range of 10m/32ft and connect your 3.5mm headphones or RCA R/L speakers to the adapter.

POWER ON/OFF

① On first use, plug your speaker or headphones with 3.5mm/RCA connector into this adapter and use the Micro USB port to power this adapter; it will turn on automatically and ready to be paired.
② Press and hold the button for 3 seconds and then release. You will see the red LED indicator flashes. The device is now powered off.

NOTES
If this adapter cannot find a device to pair with within 5 minutes, it will automatically shut down.

PAIRING THIS ADAPTER WITH YOUR CELL PHONE

① Keep this adapter into the transmit range of 10m/32ft.
② Turn on this adapter.
③ Find the Bluetooth setting of your cell phone and start the search for Bluetooth devices.
(Please refer to the user manual of your cell phone).
④ You will find the "Ugreen-40758E"(PID 40758E) or "Ugreen-40759E"(PID 40759E) in your cell phone list and select it, and then you will hear the sound "Pair Successful Connected".
⑤ When this adapter is disconnected or unpaired, you will hear the sound "Disconnected".

NOTES
* When this adapter is out of the transmit range of 10m/32ft, it will disconnect automatically.
* This adapter can store the paired ID, and automatically connect next time (5 ID could be stored max).

PLAYING MUSIC

① Open the music player on your phone and play.
② Play and pause music by pressing the button.

NOTES

- This adapter can't control volume. You can control the volume on your phone.
- Move to the previous song or the next song on your phone. (Please refer to the user manual of your cell phone)

Operation Introductions	
Status	Button
Power off	Short press / Long press for 3 seconds
Connected	Power on
Power on	Power off
Music playing	Pause music
Music pause	Play music

SAFETY NOTES

- Avoid using this unit in extreme high or low temperatures and humid environments.
- Do not expose this unit to dust, water, or extreme temperatures.
- The adapter is radio signal. Please make sure there is no other signal interference.
- Do not modify, repair or disassemble devices, if so, please contact manufacture.
- To prevent possible hearing damage, do not listen at high volume levels for long periods.

PACKAGE CONTENTS

Wireless Bluetooth 5.0 Receiver Audio Adapter	x1
3.5 mm Audio Cable	x1
Micro USB Cable for Power supply	x1
User Manual	x1

IMPORTANT WEEE INFORMATION

This symbol on the product(s) and / or accompanying documents indicates that, under the new Directive 2012/19/EU on waste electrical and electronic equipment (WEEE), product(s) used electrical and electronic equipment (WEEE) should not be mixed with general household waste. For proper treatment, recovery and recycling, please take this product(s) to designated collection points where it will be accepted free of charge.

Disposing of this product correctly will help save valuable resources and prevent any potential negative effects on human health and the environment, which could otherwise arise from inappropriate waste handling.

Please contact your local authority for further details of your nearest designated collection point.

Penalties may be applicable for incorrect disposal of this waste, in accordance with your national legislation.

For professional users in the European Union
If you wish to discard electrical and electronic equipment (EEE), please contact your dealer or supplier for further information.

For disposal in countries outside of the European Union
This symbol is only valid in the European Union (EU). If you wish to discard this product please contact your local authorities or dealer and ask for the correct method of disposal.

WARRANTY INFORMATION

A limited 2-year warranty applies to all UGREEN products purchased from UGREEN official store or authorized sellers. Please feel free to contact us if you run into any problems.

Learn more about the EU Declaration of Conformity:
<https://www.ugreen.com/download/>

备注:

1. 材质: 70G书写纸
2. 印刷颜色: 单色+1专 PANTONE 356C
3. 展开尺寸: 350*90mm
4. 成型尺寸: 70*90mm
5. 成型工艺: 风琴折
6. 公差范围: ± 1mm

SELECT										V										
Dim	TOL	A	B	C	EPS	EPE	EPP	BAG	CTN	LABEL	SCALE									
0~6	0.05	0.05	0.10							0.20	1:1									
6~30	0.10	0.15	0.20	0.50	0.50	0.50	3.00			0.20	SHEET									
30~120	0.15	0.20	0.30	0.50	0.50	0.50	5.00	1.00	0.25		1/1									
120~300	0.20	0.30	0.40	1.00	1.00	1.00	10.00	1.00	0.30		UNIT									
300~450	0.25	0.40	0.50	2.00	2.00	2.00	15.00	2.00	0.50		mm									
450~600	0.30	0.50	0.60	3.00	3.00	3.00	20.00	3.00	0.80											
DRAFT TOLERANCE				±0.20°				CRITICAL DIM MARK				*								

UGREEN 绿联 深圳市绿联科技有限公司

物料名称: CM105 40758 40759 说明书

产品名称	料号	项目工程师	核准
蓝牙接收器			曾李同